

Projekt: - -

/ RD.WL.005

Projektdaten

Bezeichnung : -

Planinhalt : -

Plan Nr. : RD.WL.005

All total length of bar profiles outer dimension

S T A H L L I S T E Betonstahl: B500B

Pos.	Stk.	D	Länge	D8	D10	D12	D14	D16
1	144	12	5.97			859.68		
2	144	12	4.90			705.60		
3	1244	10	4.39		5461.16			
4	400	16	4.65					1860.00
5	448	10	1.50		672.00			
6	160	10	4.32		691.20			
7	80	16	4.66					372.80
8	216	12	1.50			324.00		
9	289	10	1.48		427.72			
10	450	10	3.40		1530.00			
11	420	12	1.55			651.00		
12	238	10	6.35		1511.30			
13	96	10	4.90		470.40			
14	138	12	8.50			1173.00		
15	96	10	5.91		567.36			
16	36	14	4.55				163.80	
17	723	10	1.50		1084.50			
18	8	12	7.07			56.56		
19	149	8	2.46	366.54				
20	1185	16	0.65					770.25
21	300	12	0.60			180.00		
22	92	10	8.50		782.00			
23	24	14	2.96				71.04	
24	138	12	4.27			589.26		
25	92	10	4.27		392.84			
26	160	16	1.75					280.00
27	316	10	1.45		458.20			
28	112	10	1.19		133.28			
29	8	14	3.40				27.20	
30	422	12	6.28			2650.16		
31	52	10	6.28		326.56			
32	20	14	2.75				55.00	
33	10	14	4.14				41.40	

Gesamtlängen	366.54	14508.52	7189.26	358.44	3283.05
kg / m	D8 0.395	D10 0.617	D12 0.888	D14 1.208	D16 1.578
kg / d	144.783	8951.757	6384.063	432.996	5180.653

Gesamtgewicht (kg) 21094.252

Pos. Bemerkung:

20 sidra v obst. nosilce in stebre

21 sidra v osbtoječo steno

Projekt: - -

/ RD.WL.005

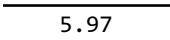
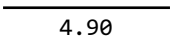
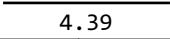
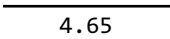
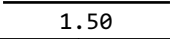
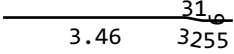
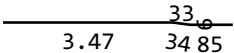
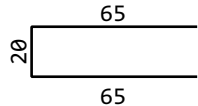
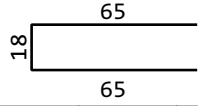
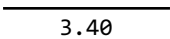
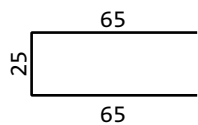
Projektdaten

Bezeichnung : -

Planinhalt : -

Plan Nr. : RD.WL.005

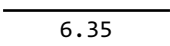
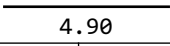

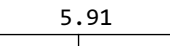
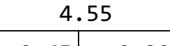
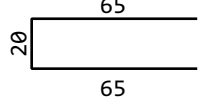
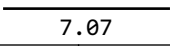
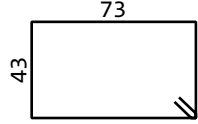
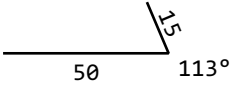
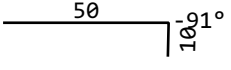
B I E G E L I S T E Betonstahl: B500B

Pos.	Stk.	R	Länge	dbr ds	Typ	Biegeform						Ges.L	Gewicht kg
						A	B	C	D	E	H		
1	144	12	5.97	4	A1	5.97						859.68	763.396
													
2	144	12	4.90	4	A1	4.90						705.60	626.573
													
3	1244	10	4.39	4	A1	4.39						5461.16	3369.536
													
4	400	16	4.65	4	A1	4.65						1860.00	2935.080
													
5	448	10	1.50	4	A1	1.50						672.00	414.624
													
6	160	10	4.32	4	C2	3.46	0.31	0.06	0.55			691.20	426.470
													
7	80	16	4.66	4	C2	3.47	0.33	0.06	0.85			372.80	588.278
													
8	216	12	1.50	4	A3	0.65	0.20	0.65				324.00	287.712
													
9	289	10	1.48	4	A3	0.65	0.18	0.65				427.72	263.903
													
10	450	10	3.40	4	A1	3.40						1530.00	944.010
													
11	420	12	1.55	4	A3	0.65	0.25	0.65				651.00	578.088
													

Projekt: - -

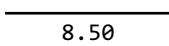
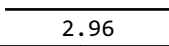
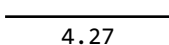
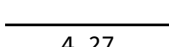
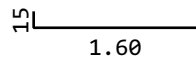

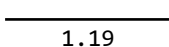
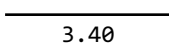
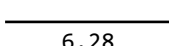
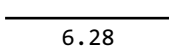
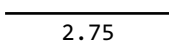
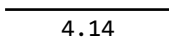
/ RD.WL.005

B I E G E L I S T E Betonstahl: B500B

Pos.	Stk.	R	Länge	dbr ds	Typ	Biegeform						Ges.L	Gewicht kg
						A	B	C	D	E	H		
12	238	10	6.35	4	A1	6.35						1511.30	932.472
													
13	96	10	4.90	4	A1	4.90						470.40	290.237
													
14	138	12	8.50	4	A1	8.50						1173.00	1041.624
													
15	96	10	5.91	4	A1	5.91						567.36	350.061
													
16	36	14	4.55	4	A1	4.55						163.80	197.870
													
17	723	10	1.50	4	A3	0.65	0.20	0.65				1084.50	669.136
													
18	8	12	7.07	4	A1	7.07						56.56	50.225
													
19	149	8	2.46	4	B1	0.43	0.73				0.07 0.07	366.54	144.783
													
20	1185	16	0.65	4	X1	 Nr. dx dy l >° 1 0.53 0.00 0.50 113 2 -0.07 0.16 0.15 Bemerkung: sidra v obst. nosilce in stebre						770.25	1215.454
21	300	12	0.60	4	X1	 Nr. dx dy l >° 1 0.50 0.00 0.50 -91 2 -0.00 -0.10 0.10 Bemerkung: sidra v osbtoječo steno						180.00	159.840

Projekt: - -

/ RD.WL.005

B I E G E L I S T E Betonstahl: B500B													
Pos.	Stk.	R	Länge	dbr ds	Typ	Biegeform						Ges.L	Gewicht kg
						A	B	C	D	E	H		
22	92	10	8.50	4	A1	8.50						782.00	482.494
													
23	24	14	2.96	4	A1	2.96						71.04	85.816
													
24	138	12	4.27	4	A1	4.27						589.26	523.263
													
25	92	10	4.27	4	A1	4.27						392.84	242.382
													
26	160	16	1.75	4	A2	0.15	1.60					280.00	441.840
													
27	316	10	1.45	4	A2	0.15	1.30					458.20	282.709
													
28	112	10	1.19	4	A1	1.19						133.28	82.234
													
29	8	14	3.40	4	A1	3.40						27.20	32.858
													
30	422	12	6.28	4	A1	6.28						2650.16	2353.342
													
31	52	10	6.28	4	A1	6.28						326.56	201.488
													
32	20	14	2.75	4	A1	2.75						55.00	66.440
													
33	10	14	4.14	4	A1	4.14						41.40	50.011
													

Gesamtgewicht (kg) 21094.251